COUNTRY COMPARISON REPORT

Italy vs Egypt

A paired analysis using Hofstede's value dimensions and a Hall-inspired communication-context proxy

Region	Western Europe / Middle East
Code	IT / EG
Data quality	Strong
Dimension coverage	100%
Generated	2026-10-22

Contents

1. Executive Summary
2. Data Profile and Comparability
3. Side-by-Side Profile
4. Dimension-by-Dimension Comparison
5. Overall Distance and Position
6. Hall-Inspired Communication Context
7. Pattern Comparison
8. Interaction Scenarios
9. Insights and Recommendations
10. Working Toolkit
11. Limitations and Responsible Use
12. Methodology
13. Appendix: Aligned Scores and Gap Measures
14. Glossary
15. References

This page was intentionally left blank.

1. Executive Summary

This report compares Italy and Egypt on 6 of 6 Hofstede cultural dimensions shared by both profiles, and on an exploratory Hall-inspired indicator of communication context. Each country is analyzed with exactly the same rules as in its own single-country report, then aligned dimension by dimension. All statements describe statistical tendencies at the level of national averages (Hofstede, 2001; Hofstede et al., 2010).

Overall cultural distance: Relatively distant

Across 6 shared dimensions the standardized distance is 3.09 (Euclidean 79.2, mean absolute gap 28.7 points). Italy and Egypt are closer than 21.9% of the 19831 country pairs in the reference dataset.

Key findings

- The largest gap is on **Individualism** (Italy 76 vs Egypt 38): a large difference of 38 points (2.26 standard deviations).
- Other dimensions with gaps of at least 15 points: LTO, PDI, MAS, IVR.
- The two countries lean toward opposite poles on **IDV**, which is where misreadings are most likely.
- The two are effectively alike (gap under 10 points) on **UAI**.
- Italy is higher on IDV, MAS, LTO, IVR; Egypt is higher on PDI. The differences run in both directions, so neither country can be described as uniformly "more" or "less" of anything.
- Communication context (exploratory proxy): Italy 31.8 (Low-context leaning) vs Egypt 67.4 (High-context leaning); gap 35.6 points. The comparison is approximate (see Hall section).
- Egypt is Italy's number 107 nearest profile (of 199), and Italy is Egypt's number 157 nearest (of 199).
- The profiles belong to different regions, which is relevant to how much cultural background the two sides can assume they share.

Comparison at a glance

Table 1

Dimension scores for Italy and Egypt

Dimension	Italy	Egypt	Gap	Size	Higher	Relationship	Friction priority
PDI Power Distance	50 (Moderate power distance)	80 (High power distance)	30	Notable	Egypt	One moderate	Medium
IDV Individualism	76 (High individualism)	38 (Leans collectivist)	38	Large	Italy	Opposite poles	High
MAS Masculinity	70 (High masculinity (competitiveness))	53 (Moderate masculinity (competitiveness))	17	Small	Italy	One moderate	Medium
UAI Uncertainty Avoidance	75 (High uncertainty avoidance)	68 (High uncertainty avoidance)	7	Negligible	Italy	Same side	None
LTO Long-Term Orientation	61 (Moderate long-term orientation)	7 (Very short-term oriented)	54	Very large	Italy	One moderate	High
IVR Indulgence versus Restraint	30 (Leans restrained)	4 (Very restrained)	26	Notable	Italy	Same side	Low

Note. Gap is the absolute difference in points. Size tiers: negligible under 10, small 10 to 19, notable 20 to 34, large 35 to 49, very large 50 or more. Missing scores are shown as N/A and are never treated as zero.

Highest-priority recommendations

1. **Invest in relationships and share credit** (High priority; For people from the first country): When working with Egypt colleagues, build rapport before pressing for commitments, credit the group, and give critical feedback privately.
2. **Make individual views and contributions explicit** (High priority; For people from the second country): When working with Italy colleagues, state your own position clearly, accept individual credit and accountability, and do not expect the group to speak for each person.

3. **Show near-term milestones** (High priority; For people from the first country): When working with Egypt colleagues, break long-term plans into visible interim results and respect established practice and obligations.
4. **Make the long-term case explicit and stay consistent** (High priority; For people from the second country): When working with Italy colleagues, explain how current actions serve future positioning, and show persistence over repeated interactions.
5. **Bridge communication context** (High priority; For joint teams and agreements): Italy should invest in rapport, use intermediaries and listen for hedges, pauses and omissions.
6. **Bridge communication context** (High priority; For joint teams and agreements): Egypt should state key requirements, deadlines and refusals more explicitly and confirm them in writing.

How to use this report

Gaps between national averages show where misunderstandings are more likely, not what any individual will do. Treat every statement as a hypothesis to test with the actual people involved. Cultural-distance measures are known to simplify and can mislead if treated as precise predictors.

2. Data Profile and Comparability

A comparison is only as sound as the weaker of the two profiles. This section shows what each country contributes and which dimensions can be aligned.

Table 2

Inputs for each country

Item	Italy	Egypt
Country code	IT	EG
Region	Western Europe	Middle East
Dimensions with scores	6 of 6	6 of 6
Missing dimensions	None	None
Single-country data quality	Strong	Strong
Context proxy available	Yes	Yes

Table 3

Alignment summary

Shared dimensions	PDI, IDV, MAS, UAI, LTO, IVR (6 of 6)
Comparability	Full
Weaker country's data quality	Strong

Comparability: Full

All or nearly all dimensions are shared. Overall distance, ranking against other pairs and every pattern comparison are supported.

The underlying scores come from surveys conducted at different times in different countries, and cohort analyses suggest national scores shift with generational change, so both profiles should be read as snapshots (Beugelsdijk et

al., 2015).

3. Side-by-Side Profile

Each country's profile is summarized with the same descriptors used in its single-country report, so the two can be read next to one another. The signature lists the pole of every dimension that falls outside the moderate band, ordered by distance from the global mean.

Table 4

Profile descriptors

	Italy	Egypt
Descriptive signature	Individualist · Competitive · Structured · Restrained	Very restrained · Very short-term oriented · Hierarchical · Structured · Collectivist
Profile shape	Mixed profile with clear and ambiguous dimensions	Mixed profile with clear and ambiguous dimensions
Distinctiveness	Highly distinctive	Moderately distinctive
Highest dimension	IDV 76	PDI 80
Lowest dimension	IVR 30	IVR 4

Scores side by side

Power Distance (PDI)

Gap 30 points (notable). Bars use a 0–120 display scale.

Individualism (IDV)

Gap 38 points (large). Bars use a 0–120 display scale.

Masculinity (MAS)

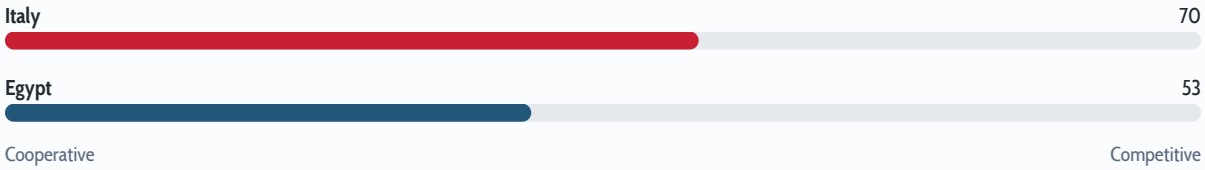

Gap 17 points (small). Bars use a 0–120 display scale.

Uncertainty Avoidance (UAI)

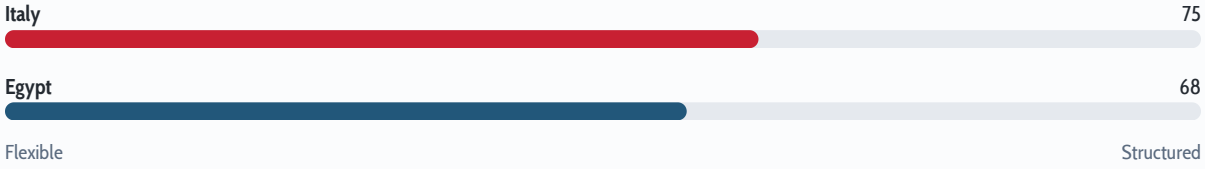

Gap 7 points (negligible). Bars use a 0–120 display scale.

Long-Term Orientation (LTO)

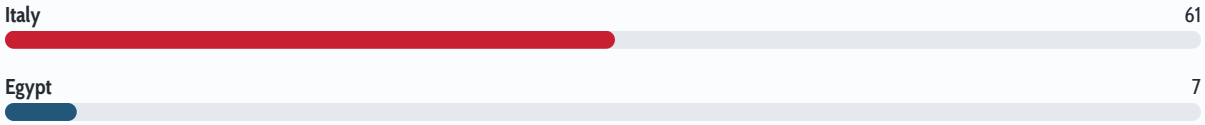

Gap 54 points (very large). Bars use a 0–120 display scale.

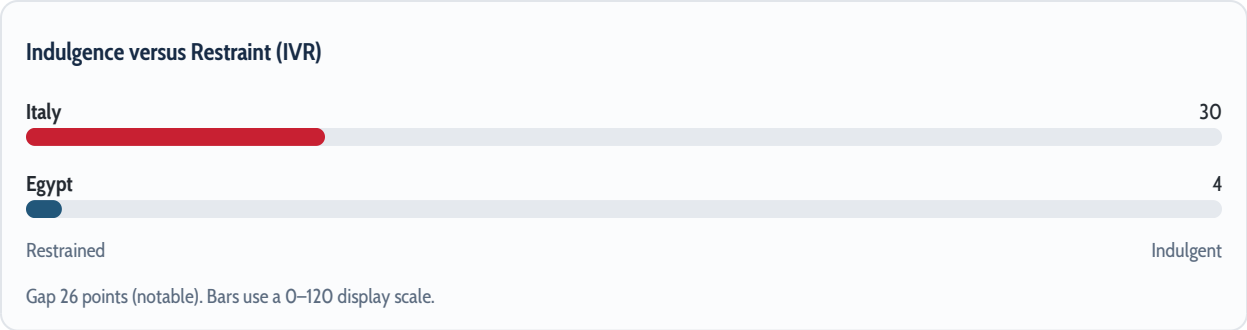

Direction of the differences

Italy is higher on IDV, MAS, LTO, IVR; Egypt is higher on PDI. The differences run in both directions, so neither country can be described as uniformly "more" or "less" of anything.

Of the 6 compared dimensions, 1 show a very large gap, 1 a large gap, 2 a notable gap, 1 a small gap and 1 a negligible gap. The two countries lean toward opposite poles on 1 of them.

4. Dimension-by-Dimension Comparison

For each dimension, the report states both scores, measures the gap in points and in standard deviations of the global distribution, describes how the two positions relate, and (where the gap is at least 15 points) shows where friction is likely, what each side can do, and where the difference may be an asset. Gap size alone does not establish how much a dimension matters in practice.

Power Distance (PDI)

The extent to which less powerful members of institutions and organizations accept and expect that power is distributed unequally. (Hofstede et al., 2010)

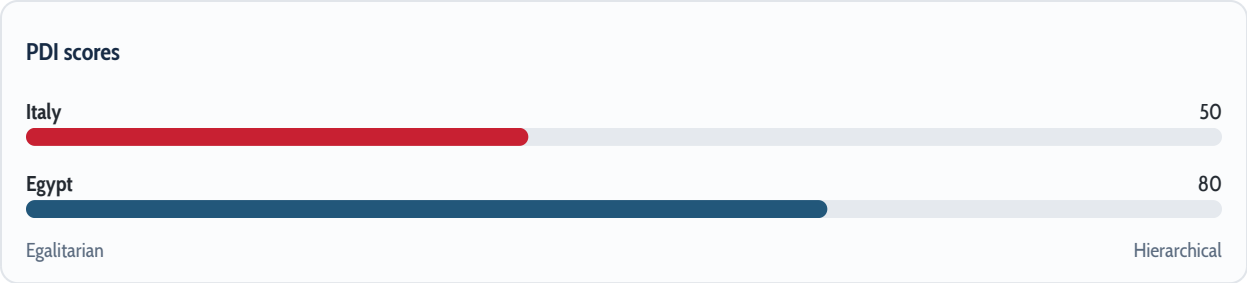

Table 5

PDI measures for each country

Measure	Italy	Egypt
Score	50	80
Interpretation	Moderate power distance	High power distance
Global rank	165 of 198	12 of 198
Percentile	17.2	94.4
z-score	-0.98	0.86
Difference from regional mean	+6.4	+5.4

Gap	30 points (notable); Egypt is higher

Gap in standard deviations	1.84
Gap in percentile points	77.2
Band steps apart	1 of 4
Relationship	One moderate
Friction priority	Medium (score 46.8)

Italy scores 50 (Moderate power distance) and Egypt scores 80 (High power distance) on Power Distance. The gap is 30 points (1.84 standard deviations of the global distribution), a notable difference, with Egypt higher. Globally, Italy ranks 165 of 198 and Egypt ranks 12 of 198.

One country is in the moderate band while the other leans clearly toward a pole. The more moderate side is likely to be flexible in practice, so the main risk is that the more pronounced side assumes its norm is shared. Local context will matter more than the national averages.

Table 6

Likely friction on PDI: Egypt (higher) and Italy (lower)

Area	Where friction may arise
Day-to-day teamwork	Egypt colleagues may expect clear direction and deference to seniority, whereas Italy colleagues may expect to be consulted and to question decisions. Each side can read the other as either disrespectful or ineffective (Hofstede et al., 2010).
Communication and feedback	Upward disagreement tends to be indirect in Egypt and direct in Italy. A polite silence from Egypt may be misread in Italy as agreement, and a direct challenge from Italy may be read in Egypt as insubordination.
Decision-making	Decisions may be taken at higher levels in Egypt and delegated further down in Italy, which creates confusion about who can commit and how quickly.
Negotiation and agreements	A Italy team may send empowered junior negotiators, while Egypt counterparts may expect delegates of matching seniority and longer internal approval cycles (Brett, 2014).

Possible strength in the difference. Clear direction and fast alignment from Egypt can combine with initiative and upward candor from Italy.

- **For people from Egypt:** Invite and reward open challenge. When working with Italy colleagues, ask explicitly for objections, separate rank from the quality of ideas, and avoid treating questions as disloyalty.
- **For people from Italy:** Respect rank and route disagreement carefully. When working with Egypt colleagues, use titles until invited otherwise, raise concerns privately or through intermediaries, and identify who actually decides before presenting proposals.

Confidence in this comparison: High

The grade is the lower of the two countries' grades. The score is complete, away from band boundaries, and based on the longest-established part of the framework.

Individualism (IDV)

The degree to which people are expected to look after themselves and their immediate family versus remaining integrated into strong, cohesive in-groups that provide protection in exchange for loyalty. (Hofstede et al., 2010)

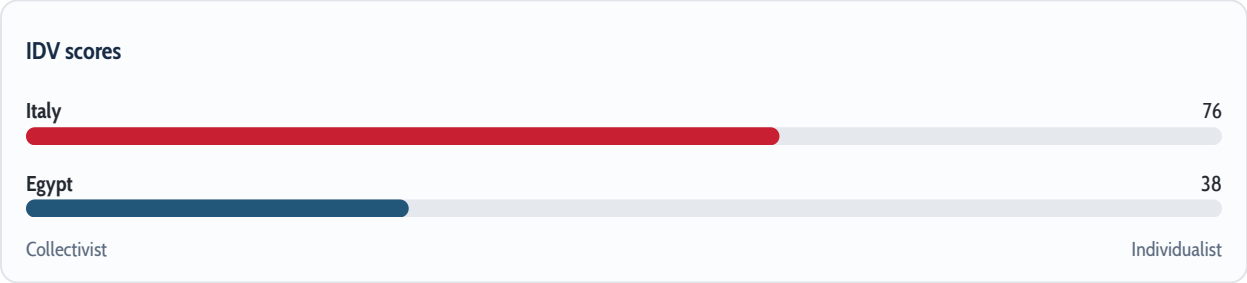

Table 7

IDV measures for each country

Measure	Italy	Egypt
Score	76	38
Interpretation	High individualism	Leans collectivist
Global rank	8 of 200	48 of 200
Percentile	96.5	76.5
z-score	2.47	0.21

Measure	Italy	Egypt
Difference from regional mean	+21.1	−1.3

Gap	38 points (large); Italy is higher
Gap in standard deviations	2.26
Gap in percentile points	20
Band steps apart	2 of 4
Relationship	Opposite poles
Friction priority	High (score 75.2)

Italy scores 76 (High individualism) and Egypt scores 38 (Leans collectivist) on Individualism. The gap is 38 points (2.26 standard deviations of the global distribution), a large difference, with Italy higher. Globally, Italy ranks 8 of 200 and Egypt ranks 48 of 200.

The two countries sit on opposite sides of this dimension: Italy leans individualist while Egypt leans collectivist. Opposite positions are where expectations are most likely to be misread, because each side may take its own norm as simply what is normal.

The two z-scores are at least two standard deviations apart, which places this pair among the most contrasting configurations in the dataset on this dimension.

Table 8

Likely friction on IDV: Italy (higher) and Egypt (lower)

Area	Where friction may arise
Day-to-day teamwork	Italy colleagues may prefer individual goals, credit and accountability, while Egypt colleagues may prioritize group harmony, loyalty and shared credit. Praising individuals can embarrass Egypt colleagues, and group-only praise can frustrate Italy colleagues (Hofstede et al., 2010; Triandis, 1995).
Communication and feedback	Italy speakers tend to state personal opinions directly, whereas Egypt speakers tend to protect face and group harmony, so a refusal may be delivered softly or not at all (Ting-Toomey, 1999).

Area	Where friction may arise
Decision-making	Decisions in Egypt may involve extended group consultation before commitment, whereas in Italy an empowered individual may commit quickly. Speed and ownership are then judged differently.
Negotiation and agreements	Italy negotiators may press for explicit terms early, while Egypt counterparts may invest first in relationship and trust and view early pressure as presumptuous (Brett, 2014).

Possible strength in the difference. Autonomy and initiative from Italy can combine with cohesion, loyalty and long-term commitment from Egypt.

- **For people from Italy:** Invest in relationships and share credit. When working with Egypt colleagues, build rapport before pressing for commitments, credit the group, and give critical feedback privately.
- **For people from Egypt:** Make individual views and contributions explicit. When working with Italy colleagues, state your own position clearly, accept individual credit and accountability, and do not expect the group to speak for each person.

Confidence in this comparison: High

The grade is the lower of the two countries' grades. The score is complete, away from band boundaries, and based on the longest-established part of the framework.

Masculinity (MAS)

The degree to which achievement, assertiveness, heroism and material reward dominate over cooperation, modesty, caring for the weak and quality of life. (Hofstede et al., 2010)

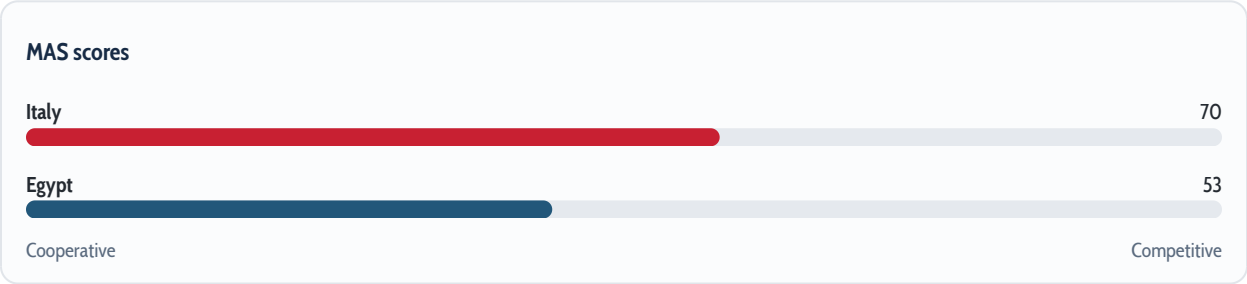

Table 9

MAS measures for each country

Measure	Italy	Egypt
Score	70	53
Interpretation	High masculinity (competitiveness)	Moderate masculinity (competitiveness)
Global rank	6 of 192	39 of 192
Percentile	97.4	80.2
z-score	1.85	0.34
Difference from regional mean	+15.1	+0.3

Gap	17 points (small); Italy is higher
Gap in standard deviations	1.52
Gap in percentile points	17.2
Band steps apart	1 of 4
Relationship	One moderate
Friction priority	Medium (score 40.4)

Italy scores 70 (High masculinity (competitiveness)) and Egypt scores 53 (Moderate masculinity (competitiveness)) on Masculinity. The gap is 17 points (1.52 standard deviations of the global distribution), a small difference, with Italy higher. Globally, Italy ranks 6 of 192 and Egypt ranks 39 of 192.

One country is in the moderate band while the other leans clearly toward a pole. The more moderate side is likely to be flexible in practice, so the main risk is that the more pronounced side assumes its norm is shared. Local context will matter more than the national averages.

Table 10

Likely friction on MAS: Italy (higher) and Egypt (lower)

Area	Where friction may arise

Day-to-day teamwork	Italy colleagues may be motivated by targets, advancement and visible success, while Egypt colleagues may value balance, cooperation and quality of working life. The same incentive scheme can energize one side and alienate the other (Hofstede et al., 2010).
Communication and feedback	Self-promotion and strong claims are more acceptable in Italy, and modesty and understatement more acceptable in Egypt. Confident presentation can be heard as boasting, and modest presentation as lack of ability.
Decision-making	Italy may settle disagreements by open contest of arguments, while Egypt may seek compromise and consensus, so debates can feel too aggressive to one side and too slow to the other.
Negotiation and agreements	Italy counterparts may bargain assertively, whereas Egypt counterparts may favor fairness and relationship and read hard tactics as hostile (Brett, 2014).

Possible strength in the difference. Drive and ambition from Italy can combine with attention to wellbeing and collaboration from Egypt.

- **For people from Italy:** Ease the contest and make room for cooperation. When working with Egypt colleagues, avoid public ranking and boasting, credit others, and show interest in workload and wellbeing.
- **For people from Egypt:** Make achievements and ambitions visible. When working with Italy colleagues, state accomplishments and goals plainly, and do not let modest understatement be mistaken for low ability.

Confidence in this comparison: High

The grade is the lower of the two countries' grades. The score is complete, away from band boundaries, and based on the longest-established part of the framework.

Uncertainty Avoidance (UAI)

The extent to which members of a society feel uncomfortable with ambiguity and unknown situations and try to avoid them through rules, structure and belief systems. (Hofstede et al., 2010)

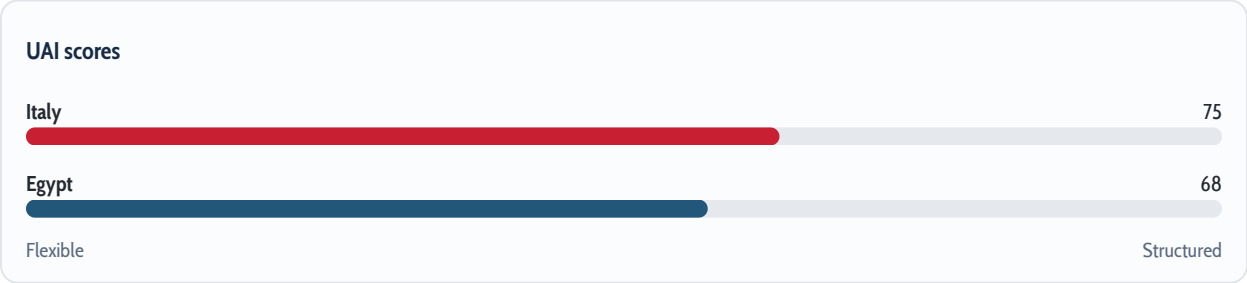

Table 11

UAI measures for each country

Measure	Italy	Egypt
Score	75	68
Interpretation	High uncertainty avoidance	High uncertainty avoidance
Global rank	45 of 202	51 of 202
Percentile	78.2	75.2
z-score	0.87	0.47
Difference from regional mean	+5.3	−1.1

Gap	7 points (negligible); Italy is higher
Gap in standard deviations	0.4
Gap in percentile points	3
Band steps apart	0 of 4
Relationship	Same side
Friction priority	Not applicable (gap under 15 points)

Italy scores 75 (High uncertainty avoidance) and Egypt scores 68 (High uncertainty avoidance) on Uncertainty Avoidance. The gap is 7 points (0.4 standard deviations of the global distribution), a negligible difference, with Italy higher. Globally, Italy ranks 45 of 202 and Egypt ranks 51 of 202.

Both countries lean structured, so basic expectations on this dimension are likely to be shared. The difference of 7 points suggests that Italy holds the orientation somewhat more strongly, which can still matter in details such as pace, formality and tolerance for deviation.

Shared ground

Both profiles lean structured, so planning, documentation and clear procedure are likely to be mutually valued. Watch for process piling up when both sides ask for more certainty.

Confidence in this comparison: High

The grade is the lower of the two countries' grades. The score is complete, away from band boundaries, and based on the longest-established part of the framework.

Long-Term Orientation (LTO)

The extent to which a society fosters pragmatic, future-oriented virtues such as thrift, perseverance and adaptation, as opposed to virtues tied to the past and present such as respect for tradition and fulfilling social obligations. (Hofstede et al., 2010)

LTO scores

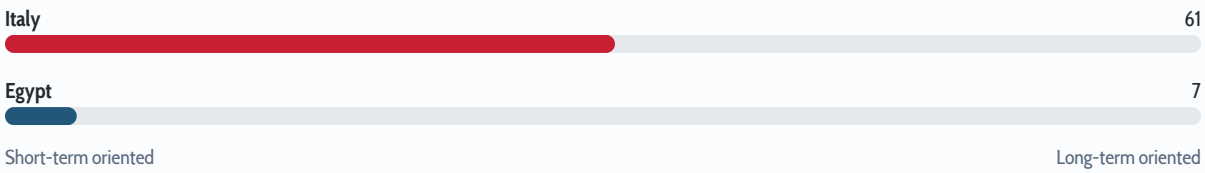

Table 12

LTO measures for each country

Measure	Italy	Egypt
Score	61	7
Interpretation	Moderate long-term orientation	Very short-term oriented
Global rank	31 of 196	194 of 196
Percentile	84.7	1.5
z-score	1.11	-1.35
Difference from regional mean	+8.6	-12.9

Gap	54 points (very large); Italy is higher
Gap in standard deviations	2.46
Gap in percentile points	83.2
Band steps apart	2 of 4
Relationship	One moderate
Friction priority	High (score 64.2)

Italy scores 61 (Moderate long-term orientation) and Egypt scores 7 (Very short-term oriented) on Long-Term Orientation. The gap is 54 points (2.46 standard deviations of the global distribution), a very large difference, with Italy higher. Globally, Italy ranks 31 of 196 and Egypt ranks 194 of 196.

One country is in the moderate band while the other leans clearly toward a pole. The more moderate side is likely to be flexible in practice, so the main risk is that the more pronounced side assumes its norm is shared. Local context will matter more than the national averages.

The two z-scores are at least two standard deviations apart, which places this pair among the most contrasting configurations in the dataset on this dimension.

Method note

LTO scores rely on different survey sources from the original four dimensions, so differences on this dimension deserve extra caution (Hofstede et al., 2010; Minkov, 2007).

Table 13

Likely friction on LTO: Italy (higher) and Egypt (lower)

Area	Where friction may arise
Day-to-day teamwork	Italy colleagues may favor patient investment, persistence and adaptation, while Egypt colleagues may emphasize quick results, established practice and present obligations. Milestones that satisfy one side can seem too short or too distant to the other (Hofstede et al., 2010).

Area	Where friction may arise
Communication and feedback	References to tradition, status and "how things are done" in Egypt may clash with the pragmatic willingness to adapt in Italy. In turn, Italy patience may be read in Egypt as slowness.
Decision-making	Italy may weigh long-run positioning and relationship value more heavily, whereas Egypt may weigh near-term returns and obligations.
Negotiation and agreements	Italy counterparts may trade near-term gains for future position, whereas Egypt counterparts may want earlier visible payoffs (Hofstede & Bond, 1988).

Possible strength in the difference. Strategic patience and adaptability from Italy can combine with focus on execution and respect for obligations from Egypt.

- **For people from Italy:** Show near-term milestones. When working with Egypt colleagues, break long-term plans into visible interim results and respect established practice and obligations.
- **For people from Egypt:** Make the long-term case explicit and stay consistent. When working with Italy colleagues, explain how current actions serve future positioning, and show persistence over repeated interactions.

Confidence in this comparison: Moderate

The grade is the lower of the two countries' grades. Long-term orientation and indulgence were added later and rely on different survey sources than the original four dimensions, so interpretation is held at moderate confidence.

Indulgence versus Restraint (IVR)

The degree to which a society allows relatively free gratification of basic and natural human desires related to enjoying life and having fun, versus suppressing gratification through strict social norms. (Hofstede et al., 2010)

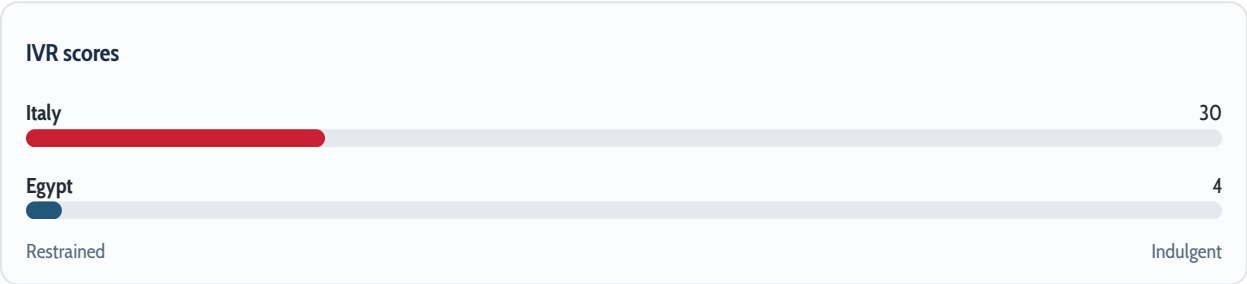

Table 14

IVR measures for each country

Measure	Italy	Egypt
Score	30	4
Interpretation	Leans restrained	Very restrained
Global rank	157 of 194	193 of 194
Percentile	19.6	1
z-score	-0.86	-2.11
Difference from regional mean	−25.2	−34.7

Gap	26 points (notable); Italy is higher
Gap in standard deviations	1.25
Gap in percentile points	18.6
Band steps apart	1 of 4
Relationship	Same side
Friction priority	Low (score 20)

Italy scores 30 (Leans restrained) and Egypt scores 4 (Very restrained) on Indulgence versus Restraint. The gap is 26 points (1.25 standard deviations of the global distribution), a notable difference, with Italy higher. Globally, Italy ranks 157 of 194 and Egypt ranks 193 of 194.

Both countries lean restrained, so basic expectations on this dimension are likely to be shared. The difference of 26 points suggests that Italy holds the orientation somewhat more strongly, which can still matter in details such as pace, formality and tolerance for deviation.

At least one country lies within about three points of a band boundary on this dimension, so the band labels (though not the numeric gap) are approximate.

Method note

Indulgence scores combine several attitudes and depend on survey methodology, so treat differences as coarse indicators (Minkov, 2007).

Table 15

Likely friction on IVR: Italy (higher) and Egypt (lower)

Area	Where friction may arise
Day-to-day teamwork	Italy colleagues may expect informality, humor and attention to enjoyment at work, while Egypt colleagues may expect composure, formal conduct and a clearer separation of work and leisure (Hofstede et al., 2010).
Communication and feedback	An expressive, positive and casual style in Italy can read as unserious in Egypt, and reserve in Egypt can read as cold in Italy.
Decision-making	Egypt may prioritize duty and propriety in decisions, whereas Italy may weigh wellbeing and personal freedom more heavily.
Negotiation and agreements	Social occasions may matter for rapport in Italy, whereas Egypt counterparts may keep the social side formal and brief.

Possible strength in the difference. Warmth, optimism and openness from Italy can combine with discipline and propriety from Egypt.

- **For people from Italy:** Keep conduct measured with new contacts. When working with Egypt colleagues, begin formally, let them set the level of informality, and avoid humor that could be misread.
- **For people from Egypt:** Allow warmth and informality. When working with Italy colleagues, accept social invitations, respond to humor and show some personal warmth to build rapport.

Confidence in this comparison: Low

The grade is the lower of the two countries' grades. Long-term orientation and indulgence were added later and rely on different survey sources than the original four dimensions, so interpretation is held at moderate confidence. The score is within about three points of a band boundary, so the label is fragile.

5. Overall Distance and Position

Overall distance summarizes the dimension gaps in a single number. Distance is computed across shared dimensions, with each squared difference divided by that dimension's variance and then averaged, following the logic of the Kogut–Singh index (Kogut & Singh, 1988). Such indices compress a multidimensional difference into one number and have well-known conceptual and statistical limitations.

Table 16

Distance summary

Standardized distance (lower = more similar)	3.09
Euclidean distance (raw points)	79.2
Mean absolute gap	28.7 points
Largest single gap	54 points
Dimensions used	6 of 6
Position among all country pairs	closer than 21.9% of 19831 pairs (Relatively distant)

Table 17

Distribution of standardized distances across all country pairs

Statistic	Value
Country pairs with at least four shared dimensions	19831
Minimum	0
First quartile	0.76
Median	1.51
Mean	2.03
Third quartile	2.87
Maximum	19.59

Statistic	Value
This pair (Italy and Egypt)	3.09

Group and sub-national profiles are excluded from this distribution. The distribution describes the current reference dataset and changes whenever the dataset changes.

Cross-ranking

Table 18

Nearest-neighbor position (1 = closest)

Question	Answer
Where does Egypt rank among Italy's nearest profiles?	107 of 199
Where does Italy rank among Egypt's nearest profiles?	157 of 199

The two rankings differ noticeably. Closeness is not symmetric in rank terms because one country can sit in a crowded part of the dataset while the other sits in a sparse one, so being "among the closest" for one does not imply the same for the other.

Region

The profiles are assigned to different regions. Different regional histories and institutions mean that the two sides may not share background assumptions that they take for granted.

Reading distance in context

Cultural distance is only one of several kinds of distance between countries. Administrative, geographic and economic distance also shape cooperation costs, and cultural-distance results can change materially with the measure and the framework used. A small distance does not imply easy cooperation, and a large distance does not imply failure.

6. Hall-Inspired Communication Context

Edward T. Hall distinguished high-context communication, in which much of the meaning lies in the setting and relationship, from low-context communication, in which meaning is carried by explicit words (Hall, 1976; Hall & Hall, 1990). Hall did not publish country scores. The indicator below is an exploratory proxy computed as 0.70 × (100 − IDV) + 0.30 × PDI. It is not measured by Hall, it reuses the same Hofstede inputs rather than adding an independent source, and the high-/low-context concept itself has been criticized for conceptual looseness (Kittler et al., 2011).

Table 19

Context proxy for each country

Measure	Italy	Egypt
Inputs (IDV / PDI)	76 / 50	38 / 80
Proxy value	31.8	67.4
Label	Low-context leaning	High-context leaning
Classification strength	36 (medium)	35 (medium)
Input agreement	74 (high)	82 (high)
Main driver	collectivism (low IDV)	collectivism (low IDV)
Position among all proxies	185 of 196	101 of 196
Stable under reweighting	No	Yes

Table 20

Context comparison

Proxy gap	35.6 points
Category gap	2 step(s); different labels
More context-leaning (higher proxy)	Egypt
Ordering robust under all weightings	Yes

Table 21

Robustness of the comparison to the weighting scheme

Weighting (IDV / PDI)	Italy	Egypt	Gap
IDV only (1.00 / 0.00)	24.0	62.0	38.0
Heavier IDV (0.85 / 0.15)	27.9	64.7	36.8
Baseline (0.70 / 0.30)	31.8	67.4	35.6
Equal weights (0.50 / 0.50)	37.0	71.0	34.0
Heavier PDI (0.30 / 0.70)	42.2	74.6	32.4

What the pairing suggests

Italy leans toward explicit, low-context communication, while Egypt leans toward relationship- and context-driven communication. This is the pairing that Hall-inspired analysis flags as most likely to generate misunderstanding (Hall, 1976; Hall & Hall, 1990; Meyer, 2014).

Possible misunderstandings

- Italy speakers may consider Egypt messages vague, evasive or slow to reach the point, and may take polite hedges as agreement.
- Egypt speakers may consider Italy messages blunt, impatient or lacking in trust, and may read demands for explicit commitments as a lack of respect.
- Italy may expect a contract to settle an agreement, while Egypt may see it as the start of a relationship that will be adjusted over time.

Bridges

- Italy should invest in rapport, use intermediaries and listen for hedges, pauses and omissions.
- Egypt should state key requirements, deadlines and refusals more explicitly and confirm them in writing.
- Both sides should agree a short "how we communicate" protocol covering directness, written follow-up and handling of disagreement.

Cautions about this comparison

At least one label changes under alternative weightings, so the category comparison depends on the specific formula.

Hall's framework also describes time (monochronic and polychronic), space and speed of message flow (Hall, 1966; Hall, 1983). These are not inferred from the value scores and should be explored through observation and local informants.

7. Pattern Comparison

Beyond single dimensions, each country's combination patterns show how its dimensions work together (Hofstede et al., 2010). Comparing the patterns reveals where the two share a configuration and where each has something the other lacks.

Shared patterns

No combination pattern fires for both countries.

Patterns found only in Italy

Performance pressure under restraint (MAS + IVR)

Signal strength: tentative.

High competitiveness with restraint suggests that strong achievement norms may operate alongside limited emphasis on leisure and tight social norms. This combination could intensify pressure and long hours; the link is a hypothesis to verify locally.

Why it matters for the other side: a counterpart from the other country should not assume this configuration is shared. Pay particular attention to workload, recovery time and the stigma of visible stress when designing teams and support.

Individual achievement culture (MAS + IDV)

Signal strength: tentative.

High competitiveness with high individualism points to a pattern in which personal achievement, visible success and self-promotion are strongly rewarded (Hofstede, 2001).

Why it matters for the other side: a counterpart from the other country should not assume this configuration is shared. Individual targets, public recognition and clear rewards for results are likely to motivate; expect ambitious self-presentation in interviews and negotiations.

Performance with precision (MAS + UAI)

Signal strength: tentative.

High competitiveness with high uncertainty avoidance suggests demanding standards of achievement pursued through detailed planning and risk control. Hofstede discusses combinations of these two dimensions in relation to work motivation (Hofstede, 2001; Hofstede et al., 2010).

Why it matters for the other side: a counterpart from the other country should not assume this configuration is shared. Expect high expectations for quality and reliability, thorough preparation, and low tolerance for visible error; deliver detail, evidence and punctuality.

Patterns found only in Egypt

Tradition with restraint (LTO + IVR)

Signal strength: strong.

Short-term orientation with restraint suggests a pattern in which established norms, social obligations and propriety carry substantial weight, and in which change is expected to respect precedent (Hofstede et al., 2010).

Why it matters for the other side: a counterpart from the other country should not assume this configuration is shared. Honor ceremony and protocol, link innovations to established practice, and avoid framing changes as a break with tradition.

Hierarchical collectivism (PDI + IDV)

Signal strength: tentative.

High power distance combined with collectivism often appears as a patron-and-protégé logic: loyalty and obedience are exchanged for protection and care. Power distance and individualism are negatively correlated across countries, so this combination is statistically common (Hofstede et al., 2010).

Why it matters for the other side: a counterpart from the other country should not assume this configuration is shared. Relationships with senior in-group figures are likely to be decisive; approaching decision makers through trusted intermediaries and honoring the group hierarchy is usually more effective than pushing individual initiative.

Formal, rule-bound hierarchy (PDI + UAI)

Signal strength: tentative.

High power distance with high uncertainty avoidance can produce organizations in which authority and written rules reinforce each other, so that decisions pass through formal channels and require sign-off (Hofstede et al., 2010).

Why it matters for the other side: a counterpart from the other country should not assume this configuration is shared. Map the formal approval chain early, prepare documentation for each level, and budget time for process; informal workarounds may be unavailable or risky.

Group-based risk reduction (IDV + UAI)

Signal strength: tentative.

Collectivism with high uncertainty avoidance suggests that reassurance is sought through established groups, precedent and expert endorsement rather than through individual risk-taking (Hofstede et al., 2010).

Why it matters for the other side: a counterpart from the other country should not assume this configuration is shared. Social proof, referrals from trusted network members and visible institutional backing can lower the perceived risk of new proposals substantially.

8. Interaction Scenarios

This section reorganizes the friction findings by type of interaction so that readers can look up the situation they care about. Each bullet names the dimension behind it, and items follow the friction ranking, strongest first. Where no dimension has a gap of at least 15 points, that is stated.

Day-to-day teamwork

- **IDV (High):** Italy colleagues may prefer individual goals, credit and accountability, while Egypt colleagues may prioritize group harmony, loyalty and shared credit. Praising individuals can embarrass Egypt colleagues, and group-only praise can frustrate Italy colleagues (Hofstede et al., 2010; Triandis, 1995).
- **LTO (High):** Italy colleagues may favor patient investment, persistence and adaptation, while Egypt colleagues may emphasize quick results, established practice and present obligations. Milestones that satisfy one side can seem too short or too distant to the other (Hofstede et al., 2010).
- **PDI (Medium):** Egypt colleagues may expect clear direction and deference to seniority, whereas Italy colleagues may expect to be consulted and to question decisions. Each side can read the other as either disrespectful or ineffective (Hofstede et al., 2010).
- **MAS (Medium):** Italy colleagues may be motivated by targets, advancement and visible success, while Egypt colleagues may value balance, cooperation and quality of working life. The same incentive scheme can energize one side and alienate the other (Hofstede et al., 2010).
- **IVR (Low):** Italy colleagues may expect informality, humor and attention to enjoyment at work, while Egypt colleagues may expect composure, formal conduct and a clearer separation of work and leisure (Hofstede et al., 2010).

Communication and feedback

- **IDV (High):** Italy speakers tend to state personal opinions directly, whereas Egypt speakers tend to protect face and group harmony, so a refusal may be delivered softly or not at all (Ting-Toomey, 1999).

- **LTO (High):** References to tradition, status and "how things are done" in Egypt may clash with the pragmatic willingness to adapt in Italy. In turn, Italy patience may be read in Egypt as slowness.
- **PDI (Medium):** Upward disagreement tends to be indirect in Egypt and direct in Italy. A polite silence from Egypt may be misread in Italy as agreement, and a direct challenge from Italy may be read in Egypt as insubordination.
- **MAS (Medium):** Self-promotion and strong claims are more acceptable in Italy, and modesty and understatement more acceptable in Egypt. Confident presentation can be heard as boasting, and modest presentation as lack of ability.
- **IVR (Low):** An expressive, positive and casual style in Italy can read as unserious in Egypt, and reserve in Egypt can read as cold in Italy.
- **Context:** the exploratory proxy suggests a different balance of explicit and implicit communication (Italy is lower-context leaning than Egypt), so messages may be calibrated differently on each side.

Decision-making

- **IDV (High):** Decisions in Egypt may involve extended group consultation before commitment, whereas in Italy an empowered individual may commit quickly. Speed and ownership are then judged differently.
- **LTO (High):** Italy may weigh long-run positioning and relationship value more heavily, whereas Egypt may weigh near-term returns and obligations.
- **PDI (Medium):** Decisions may be taken at higher levels in Egypt and delegated further down in Italy, which creates confusion about who can commit and how quickly.
- **MAS (Medium):** Italy may settle disagreements by open contest of arguments, while Egypt may seek compromise and consensus, so debates can feel too aggressive to one side and too slow to the other.
- **IVR (Low):** Egypt may prioritize duty and propriety in decisions, whereas Italy may weigh wellbeing and personal freedom more heavily.

Negotiation and agreements

- **IDV (High):** Italy negotiators may press for explicit terms early, while Egypt counterparts may invest first in relationship and trust and view early pressure as presumptuous (Brett, 2014).
- **LTO (High):** Italy counterparts may trade near-term gains for future position, whereas Egypt counterparts may want earlier visible payoffs (Hofstede & Bond, 1988).
- **PDI (Medium):** A Italy team may send empowered junior negotiators, while Egypt counterparts may expect delegates of matching seniority and longer internal approval cycles (Brett, 2014).
- **MAS (Medium):** Italy counterparts may bargain assertively, whereas Egypt counterparts may favor fairness and relationship and read hard tactics as hostile (Brett, 2014).
- **IVR (Low):** Social occasions may matter for rapport in Italy, whereas Egypt counterparts may keep the social side formal and brief.
- **Context:** expectations about written terms versus relationship-based trust may differ, so contracts may play different roles on each side (Brett, 2014; Hall & Hall, 1990).

Where cooperation is likely to be smooth

- **UAI:** Uncertainty Avoidance differs by only 7 points (Italy 75, Egypt 68), so basic expectations here are likely to be shared.

Research on multicultural teams finds both process losses and gains: differences can raise coordination costs, yet they can also widen the range of perspectives and skills when team processes are well managed.

9. Insights and Recommendations

Recommendations are generated from this specific pair, so their content, direction and order differ between pairs. Advice depends on which side of each gap a person comes from. Priority reflects the size of the gap relative to global spread, polarity, and label fragility; confidence is the lower of the two countries' grades. Recommendations draw on research on cross-cultural management, negotiation and multicultural teams (Brett, 2014; Tsui et al., 2007), and every one is a hypothesis to test with the actual people involved.

Priority summary

Table 22

Highest-priority recommendations

Priority	Recommendation	Audience	Evidence	Confidence
High	Invest in relationships and share credit	For people from the first country	IDV: Italy 76 vs Egypt 38 (gap 38, large)	High
High	Make individual views and contributions explicit	For people from the second country	IDV: Italy 76 vs Egypt 38 (gap 38, large)	High
High	Show near-term milestones	For people from the first country	LTO: Italy 61 vs Egypt 7 (gap 54, very large)	Moderate
High	Make the long-term case explicit and stay consistent	For people from the second country	LTO: Italy 61 vs Egypt 7 (gap 54, very large)	Moderate
High	Bridge communication context	For joint teams and agreements	Context proxy: Italy 31.8 vs Egypt 67.4 (exploratory)	Low
High	Bridge communication context	For joint teams and agreements	Context proxy: Italy 31.8 vs Egypt 67.4 (exploratory)	Low

For people from Italy working with Egypt

Guidance for people from Italy. Each item reflects which side of the gap Italy sits on.

Invest in relationships and share credit

HIGH PRIORITY | CONFIDENCE: HIGH

When working with Egypt colleagues, build rapport before pressing for commitments, credit the group, and give critical feedback privately.

Why: Collectivist counterparts tie trust and obligation to in-group relationships (Hofstede et al., 2010; Triandis, 1995).

Evidence: IDV: Italy 76 vs Egypt 38 (gap 38, large)

Show near-term milestones

HIGH PRIORITY | CONFIDENCE: MODERATE

When working with Egypt colleagues, break long-term plans into visible interim results and respect established practice and obligations.

Why: Short-term-oriented counterparts weigh quick, visible outcomes and tradition (Hofstede et al., 2010).

Evidence: LTO: Italy 61 vs Egypt 7 (gap 54, very large)

Respect rank and route disagreement carefully

MEDIUM PRIORITY | CONFIDENCE: HIGH

When working with Egypt colleagues, use titles until invited otherwise, raise concerns privately or through intermediaries, and identify who actually decides before presenting proposals.

Why: Higher-power-distance counterparts tend to attach weight to hierarchy and may avoid public contradiction (Hofstede et al., 2010).

Evidence: PDI: Italy 50 vs Egypt 80 (gap 30, notable)

Ease the contest and make room for cooperation

MEDIUM PRIORITY | CONFIDENCE: HIGH

When working with Egypt colleagues, avoid public ranking and boasting, credit others, and show interest in workload and wellbeing.

Why: Cooperative counterparts tend to value consensus and quality of life (Hofstede et al., 2010).

Evidence: MAS: Italy 70 vs Egypt 53 (gap 17, small)

Keep conduct measured with new contacts LOW PRIORITY CONFIDENCE: LOW

When working with Egypt colleagues, begin formally, let them set the level of informality, and avoid humor that could be misread.

Why: Restrained counterparts regulate public gratification more strongly (Hofstede et al., 2010).

Evidence: IVR: Italy 30 vs Egypt 4 (gap 26, notable)

For people from Egypt working with Italy

Guidance for people from Egypt. Each item reflects which side of the gap Egypt sits on.

Make individual views and contributions explicit HIGH PRIORITY CONFIDENCE: HIGH

When working with Italy colleagues, state your own position clearly, accept individual credit and accountability, and do not expect the group to speak for each person.

Why: Individualist counterparts read directness as honesty and expect personal accountability (Gudykunst & Ting-Toomey, 1988).

Evidence: IDV: Italy 76 vs Egypt 38 (gap 38, large)

Make the long-term case explicit and stay consistent HIGH PRIORITY CONFIDENCE: MODERATE

When working with Italy colleagues, explain how current actions serve future positioning, and show persistence over repeated interactions.

Why: Long-term-oriented counterparts value perseverance and patient investment (Hofstede et al., 2010).

Evidence: LTO: Italy 61 vs Egypt 7 (gap 54, very large)

Invite and reward open challenge MEDIUM PRIORITY CONFIDENCE: HIGH

When working with Italy colleagues, ask explicitly for objections, separate rank from the quality of ideas, and avoid treating questions as disloyalty.

Why: Lower-power-distance counterparts expect consultation and access to decision makers (Hofstede et al., 2010).

Evidence: PDI: Italy 50 vs Egypt 80 (gap 30, notable)

Make achievements and ambitions visible MEDIUM PRIORITY CONFIDENCE: HIGH

When working with Italy colleagues, state accomplishments and goals plainly, and do not let modest understatement be mistaken for low ability.

Why: Competitive counterparts tend to reward visible achievement (Hofstede et al., 2010).

Evidence: MAS: Italy 70 vs Egypt 53 (gap 17, small)

Allow warmth and informality LOW PRIORITY CONFIDENCE: LOW

When working with Italy colleagues, accept social invitations, respond to humor and show some personal warmth to build rapport.

Why: Indulgent counterparts value leisure, optimism and open sociability (Hofstede et al., 2010).

Evidence: IVR: Italy 30 vs Egypt 4 (gap 26, notable)

For joint teams, partnerships and agreements

Guidance for mixed teams and partnerships. It covers explicit agreements on the main gaps, use of complementary strengths, shared ground and communication-context bridging.

Team agreement on individualism HIGH PRIORITY CONFIDENCE: HIGH

Agree how credit is assigned, how individuals voice disagreement and how much consultation precedes commitments.

Why: The large gap on Individualism is a likely source of misunderstanding unless the expectation is made explicit.

Evidence: IDV: Italy 76 vs Egypt 38 (gap 38, large)

Team agreement on long-term orientation HIGH PRIORITY CONFIDENCE: MODERATE

Agree planning horizons, interim milestones and how tradition and change are weighed.

Why: The very large gap on Long-Term Orientation is a likely source of misunderstanding unless the expectation is made explicit.

Evidence: LTO: Italy 61 vs Egypt 7 (gap 54, very large)

Bridge communication context HIGH PRIORITY CONFIDENCE: LOW

Italy should invest in rapport, use intermediaries and listen for hedges, pauses and omissions.

Why: The proxy suggests a low context leaning profile for Italy and a high context leaning profile for Egypt; this is an exploratory indicator and not a direct measurement (Hall, 1976; Kittler et al., 2011).

Evidence: Context proxy: Italy 31.8 vs Egypt 67.4 (exploratory)

Bridge communication context HIGH PRIORITY CONFIDENCE: LOW

Egypt should state key requirements, deadlines and refusals more explicitly and confirm them in writing.

Why: The proxy suggests a low context leaning profile for Italy and a high context leaning profile for Egypt; this is an exploratory indicator and not a direct measurement (Hall, 1976; Kittler et al., 2011).

Evidence: Context proxy: Italy 31.8 vs Egypt 67.4 (exploratory)

Bridge communication context HIGH PRIORITY CONFIDENCE: LOW

Both sides should agree a short "how we communicate" protocol covering directness, written follow-up and handling of disagreement.

Why: The proxy suggests a low context leaning profile for Italy and a high context leaning profile for Egypt; this is an exploratory indicator and not a direct measurement (Hall, 1976; Kittler et al., 2011).

Evidence: Context proxy: Italy 31.8 vs Egypt 67.4 (exploratory)

Treat the comparison as a starting hypothesis MEDIUM PRIORITY CONFIDENCE: HIGH

Check each pattern against the actual people, organizations and sectors involved. Individual preferences and organizational culture often outweigh national averages, so use the comparison to prepare questions and not to predict behavior.

Why: Cultural-distance measures simplify cultural difference and should not be treated as precise predictors (Brewer & Venaik, 2012).

Evidence: General principle

Use the complementary strength on individualism MEDIUM PRIORITY CONFIDENCE: HIGH

Autonomy and initiative from Italy can combine with cohesion, loyalty and long-term commitment from Egypt.

Why: Differences can be assets as well as sources of friction when roles and processes are designed to use them.

Evidence: IDV: Italy 76 vs Egypt 38 (gap 38, large)

Team agreement on power distance MEDIUM PRIORITY CONFIDENCE: HIGH

Agree who decides what, how dissent is raised (in meetings, in advance or in writing), and what titles and formality are used.

Why: The notable gap on Power Distance is a likely source of misunderstanding unless the expectation is made explicit.

Evidence: PDI: Italy 50 vs Egypt 80 (gap 30, notable)

Use the complementary strength on long-term orientation MEDIUM PRIORITY CONFIDENCE: MODERATE

Strategic patience and adaptability from Italy can combine with focus on execution and respect for obligations from Egypt.

Why: Differences can be assets as well as sources of friction when roles and processes are designed to use them.

Evidence: LTO: Italy 61 vs Egypt 7 (gap 54, very large)

Team agreement on masculinity (competitiveness) MEDIUM PRIORITY CONFIDENCE: HIGH

Agree on targets and recognition, on workload expectations and on how feedback and credit are given.

Why: The small gap on Masculinity is a likely source of misunderstanding unless the expectation is made explicit.

Evidence: MAS: Italy 70 vs Egypt 53 (gap 17, small)

Use the complementary strength on power distance LOW PRIORITY CONFIDENCE: HIGH

Clear direction and fast alignment from Egypt can combine with initiative and upward candor from Italy.

Why: Differences can be assets as well as sources of friction when roles and processes are designed to use them.

Evidence: PDI: Italy 50 vs Egypt 80 (gap 30, notable)

Build on shared ground on uncertainty avoidance

LOW PRIORITY | CONFIDENCE: HIGH

Both profiles lean structured, so planning, documentation and clear procedure are likely to be mutually valued. Watch for process piling up when both sides ask for more certainty.

Why: The gap on Uncertainty Avoidance is only 7 points, so this is a likely area of mutual understanding.

Evidence: UAI: 75 vs 68

Team agreement on indulgence

LOW PRIORITY | CONFIDENCE: LOW

Agree norms about humor, informality, social events and working hours.

Why: The notable gap on Indulgence versus Restraint is a likely source of misunderstanding unless the expectation is made explicit.

Evidence: IVR: Italy 30 vs Egypt 4 (gap 26, notable)

Use the complementary strength on indulgence

LOW PRIORITY | CONFIDENCE: LOW

Warmth, optimism and openness from Italy can combine with discipline and propriety from Egypt.

Why: Differences can be assets as well as sources of friction when roles and processes are designed to use them.

Evidence: IVR: Italy 30 vs Egypt 4 (gap 26, notable)

10. Working Toolkit

Making expectations explicit is one of the most reliable ways to reduce friction in multicultural teams. Research suggests that teams can build a shared working culture of their own when differences are surfaced and negotiated. The tools below are designed to start that conversation.

Team charter starter

Table 23

Topics for an explicit working agreement

Topic	Agreement to reach	Priority
Individualism	Agree how credit is assigned, how individuals voice disagreement and how much consultation precedes commitments.	High
Long-Term Orientation	Agree planning horizons, interim milestones and how tradition and change are weighed.	High
Power Distance	Agree who decides what, how dissent is raised (in meetings, in advance or in writing), and what titles and formality are used.	Medium
Masculinity	Agree on targets and recognition, on workload expectations and on how feedback and credit are given.	Medium
Indulgence versus Restraint	Agree norms about humor, informality, social events and working hours.	Low
Communication style	Agree how directly requests and objections are stated, which decisions are confirmed in writing, and how a refusal or concern is signaled.	High

Questions to discuss with counterparts

Questions follow the friction ranking, so the most consequential topics come first. Asking them directly is usually more reliable than assuming.

1. [IDV] Who is credited when a joint project succeeds, and who is blamed when it fails?
2. [IDV] How much group consultation is expected before an individual commits?
3. [LTO] What time horizon does each side use to judge whether a partnership has paid off?

4. [LTO] How are tradition and adaptation weighed when the two conflict?
5. [PDI] How do people on each side signal disagreement with someone more senior?
6. [PDI] Who has the authority to commit the organization, and how is that authority shown?
7. [MAS] How is success defined and celebrated on each side?
8. [MAS] How much workload and overtime is seen as normal commitment?
9. [IVR] How much humor and informality is acceptable with a new business contact?
10. [IVR] How are working hours, leisure and social events balanced in practice?
11. [Context] Which agreements does each side expect to be written down, and which are settled through relationship?
12. [Context] How does each side signal "no" or "not yet" when it prefers not to refuse directly?

Watchlist for this pair

- At least one country has a score close to a band boundary on IVR, so band-based statements about those dimensions are approximate (the point gap is unaffected).
- The gap on LTO relies on a dimension added later with different survey sources, so treat it with extra caution (Hofstede et al., 2010; Minkov, 2007).
- The gap on IVR relies on a dimension added later with different survey sources, so treat it with extra caution (Hofstede et al., 2010; Minkov, 2007).

11. Limitations and Responsible Use

Comparing two national profiles multiplies the limitations of each. Those that apply to every pair are listed first; those marked "this pair" respond to the data behind this particular report.

General limitations

1. **National averages are not individuals.** The gaps describe populations. Applying them to a particular person commits the ecological fallacy, and individual variation within each country is typically far larger than the difference between the two national averages (Brewer & Venaik, 2012; Hofstede, 2001).
2. **Within-country variation is invisible.** Each country is represented by one number per dimension. Regional, ethnic, generational, occupational and class differences can exceed the gap between the two countries, although in-country regions often cluster by nation on these values (Minkov & Hofstede, 2012).
3. **Cultural-distance indices simplify.** Collapsing several dimensions into one distance assumes equal weighting, symmetry and stability, and critics argue that such indices do not capture how difference is actually experienced. Different distance measures and frameworks can give different results for the same pair.
4. **Distance is symmetric; experience is not.** The numeric distance between two countries is the same in both directions, yet the burden and the style of adaptation can differ for each side depending on power, language, familiarity and the setting of the interaction.
5. **Culture is one kind of distance.** Administrative, geographic and economic differences also shape cooperation and can outweigh cultural differences in particular cases.
6. **Gap size does not equal importance.** A large numeric gap identifies a difference. It does not establish that the dimension will dominate real-world behavior, and a small gap does not guarantee mutual understanding.
7. **Scores are snapshots and the framework is contested.** The values were collected at particular times and may have shifted with generational change (Beugelsdijk et al., 2015). The original method has been criticized (McSweeney, 2002), and other frameworks measure related but different constructs (Gelfand et al., 2011; Javidan et al., 2006; Schwartz, 2006).

8. **Later dimensions are less secure.** Long-term orientation and indulgence rely on different survey sources and are available for fewer countries (Hofstede & Bond, 1988; Minkov, 2007). Individualism-collectivism is also better treated as multidimensional (Minkov et al., 2017; Oyserman et al., 2002).
9. **The Hall-inspired indicator is a proxy.** It is derived from IDV and PDI, is not independent of them, and has not been validated as a measure of communication behavior (Hall, 1976; Kittler et al., 2011).
10. **Bands, tiers and priorities are conventions.** Gap tiers, friction scores and priority labels are transparent reporting heuristics, not validated cutoffs.
11. **Recommendations are hypotheses.** Effective cross-cultural work depends on observing real counterparts and adapting (Earley & Mosakowski, 2004; Meyer, 2014).

Limitations specific to this pair

- Scores near a band boundary on IVR make band labels approximate on those dimensions.
- The context-proxy comparison carries cautions (boundary proximity, weighting sensitivity or non-robust ordering); see the Hall section.

Responsible use

Do not use this report to make or justify decisions about individuals, such as hiring, promotion, admission, eligibility or treatment, and do not use it to rank peoples as better or worse. Use it to prepare for conversations, ask better questions and recognize that differences in norms are legitimate.

12. Methodology

This section documents how every number and label in the comparison was produced so that the results can be reproduced and audited. The report is generated at request time from a cross-national reference dataset, so changes to the dataset flow directly into the output. Counts, extremes and distributions describe the dataset used for this run.

Single-country analysis

Each country is first analyzed with the same procedure as a stand-alone country report: interpretation bands from the rounded score (85 or more very high pole; 65 to 84 high; 45 to 64 moderate; 30 to 44 leans low pole; below 30 very low pole), competition rank, percentile, z-score against the global mean and population standard deviation, regional mean and confidence grade. Missing scores remain missing and are never treated as zero. The Hofstede model comprises six dimensions (Hofstede et al., 2010), and communication context is framed with reference to Hall (Hall, 1976).

Alignment and gaps

Table 24

Gap measures

Value	Calculation
Aligned dimension	A dimension is compared only if both countries have a score. Otherwise it is skipped and never imputed.
Signed gap	Score of country A minus score of country B, rounded to one decimal place.
Absolute gap	Absolute value of the signed gap.
Gap in SD units	Absolute gap divided by the dimension's global population standard deviation.
Gap tier	Negligible under 10 points; small 10 to 19; notable 20 to 34; large 35 to 49; very large 50 or more.
Higher / lower country	The country with the larger score is "higher" on that dimension. The text in friction and advice sections refers to the higher and lower country, so the same wording applies whichever is A or B.
Band steps apart	Difference between the two interpretation-band positions (very low 0 to very high 4).

Value	Calculation
Polarity relationship	Opposite poles: one band side high and the other low. One moderate: exactly one in the moderate band. Same side: both high or both low. Both moderate: both in the moderate band.
Percentile and rank gaps	Absolute differences of the two countries' percentiles and competition ranks.

Friction score and priority

Friction is assessed only where the absolute gap is at least 15 points. Friction score = 20 × min(gap in SD units, 3) + 15 if the countries lean to opposite poles (+5 if one is moderate) + 10 if the gap is 35 points or more − 5 if either score is near a band boundary + 5 if confidence is high, limited to 0–100. Scores of 55 or more are High, 30 to 54 Medium and lower values Low. The friction score ranks topics for attention; it is not a probability of misunderstanding.

Overall distance and ranking

For the shared dimensions, the standardized distance is the mean of (difference² ÷ dimension variance), which follows the logic of the Kogut–Singh index (Kogut & Singh, 1988) but averages instead of summing so that pairs with different coverage remain comparable. The raw Euclidean distance and the mean absolute gap are also reported. At least three shared dimensions are needed for any distance. To position the pair, the same standardized distance is computed for every pair of country profiles that share at least four dimensions (group and sub-national profiles excluded), and the report states the percentage of pairs that are farther apart. Labels: 75% or more "relatively close"; 50 to 74 "somewhat close"; 25 to 49 "somewhat distant"; below 25 "relatively distant". Cross-ranking gives the position of each country among the other's nearest profiles.

Context proxy comparison

Table 25

Specification

Formula	proxy = 0.70 × (100 − IDV) + 0.30 × PDI, rounded to one decimal place and not clamped, computed separately for each country.
Requirements	IDV and PDI must be present for both countries; otherwise the context comparison is unavailable.

Labels	39.0 or less low-context leaning; above 39.0 up to 59.0 intermediate; above 59.0 high-context leaning.
Pair key	The two labels ordered from the lower to the higher proxy select the interpretive text (for example low|high).
Robustness	The gap and the ordering of the two countries are recomputed under five weightings (IDV/PDI 1.00/0.00, 0.85/0.15, 0.70/0.30, 0.50/0.50, 0.30/0.70). The ordering is called robust only if it never reverses.

The proxy is a reporting heuristic, not a measurement by Hall, and it is not independent of the Hofstede inputs (Hall, 1976; Kittler et al., 2011).

Confidence and recommendations

Per-dimension confidence for each country starts at high for PDI, IDV, MAS and UAI and at moderate for LTO and IVR, with one level deducted for a score within about three points of a band boundary, a group profile, an out-of-range score, or fewer than 30 scored profiles. The confidence shown for a comparison is the lower of the two countries' grades. Recommendations for people from each country are selected by which side of each gap the country sits on. Joint recommendations combine team-agreement items, complementary-strength items for gaps of 20 points or more, shared-ground items for gaps under 10 points, and context-bridging items. Priority labels use the thresholds above, and at most two recommendations per originating dimension appear in the priority summary.

Inputs and reproducibility

Table 26

Run details

Reference set	All profiles supplied to the engine; group profiles are included in aggregate statistics when so configured and always excluded from distance rankings.
Dataset snapshot	Not specified
Report generated	2026-10-22
Report version	1.0
Profiles in reference set	209

Profiles used for aggregates	203

Given the same two records, the same reference dataset and the same software version, the report is deterministic. Wording is selected by rules and not generated by a language model, so each statement can be traced to a score, a threshold or a cited source.

13. Appendix: Aligned Scores and Gap Measures

The tables below give the raw aligned values and the gap measures behind the comparison.

Table 27

Aligned scores and gap measures

Dim.	Italy	Egypt	A – B	|Gap|	Gap (SD)	z gap	Pctl gap	Rank gap	Band steps
PDI	50	80	−30	30	1.84	1.84	77.2	153	1
IDV	76	38	+38	38	2.26	2.26	20	40	2
MAS	70	53	+17	17	1.52	1.51	17.2	33	1
UAI	75	68	+7	7	0.4	0.4	3	6	0
LTO	61	7	+54	54	2.46	2.46	83.2	163	2
IVR	30	4	+26	26	1.25	1.25	18.6	36	1

Note. A – B is the signed difference (first country minus second country). Percentile and rank gaps are absolute differences.

Table 28

Number of compared dimensions by gap tier

Gap tier	Dimensions
Very large (50 or more)	1
Large (35 to 49)	1
Notable (20 to 34)	2
Small (10 to 19)	1
Negligible (under 10)	1
Opposite-pole dimensions	1

14. Glossary

National culture

Collective patterns of values and norms that differ, on average, between national populations. It is a statistical abstraction and not a property of any individual.

Ecological fallacy

The error of attributing a population-level average to an individual member of that population.

Dimension

A measurable axis along which national average values differ, anchored by two contrasting poles.

High-context communication

Communication in which much of the meaning is carried by the setting, relationship and shared background rather than by explicit words (Hall, 1976).

Low-context communication

Communication in which meaning is carried mainly by explicit, precise verbal or written messages (Hall, 1976).

Competition rank

A rank in which tied scores share the same position and the next position is skipped.

Z-score

The distance of a value from the dataset mean expressed in standard deviations.

Percentile

The share of scored profiles that fall at or below a given score.

Cultural distance

A numeric summary of how different two national profiles are across shared dimensions (Kogut & Singh, 1988).

Proxy

A derived indicator that approximates a construct using other measured variables; it is not a direct measurement of that construct.

Gap

The absolute difference between two countries' scores on one dimension, in score points.

Gap tier

A reporting category for gap size: negligible, small, notable, large or very large.

Polarity

Whether the two countries lean toward the same pole, opposite poles, or at least one is moderate.

Friction score

A transparent heuristic that ranks dimensions for attention by gap size, polarity and label fragility. It is not a probability of misunderstanding.

Standardized distance

The mean of squared score differences divided by each dimension's variance, across shared dimensions. Lower values mean more similar profiles.

Cross-ranking

The position of each country among the other's nearest profiles.

Complementarity

The idea that a difference can be an asset when roles and processes are designed to use each side's strengths.

15. References

Works cited in this report are listed below in APA 7 format. Bibliographic details should be verified against the publisher record before external distribution.

Beugelsdijk, S., Maseland, R., & van Hoorn, A. (2015). Are scores on Hofstede's dimensions of national culture stable over time? A cohort analysis. *Global Strategy Journal, 5*(3), 223–240. https://doi.org/10.1002/gsj.1098

Brett, J. M. (2014). *Negotiating globally: How to negotiate deals, resolve disputes, and make decisions across cultural boundaries* (3rd ed.). Jossey-Bass.

Brewer, P., & Venaik, S. (2012). On the misuse of national culture dimensions. *International Marketing Review, 29*(6), 673–683. https://doi.org/10.1108/02651331211277991

Earley, P. C., & Mosakowski, E. (2004). Cultural intelligence. *Harvard Business Review, 82*(10), 139–146.

Gelfand, M. J., Raver, J. L., Nishii, L., Leslie, L. M., Lun, J., Lim, B. C., Duan, L., Almaliach, A., Ang, S., Arnadottir, J., Aycan, Z., Boehnke, K., Boski, P., Cabecinhas, R., Chan, D., Chhokar, J., D'Amato, A., Subirats Ferrer, M., Fischlmayr, I. C., … Yamaguchi, S. (2011). Differences between tight and loose cultures: A 33-nation study. *Science, 332*(6033), 1100–1104. https://doi.org/10.1126/science.1197754

Gudykunst, W. B., & Ting-Toomey, S. (1988). *Culture and interpersonal communication*. Sage.

Hall, E. T. (1966). *The hidden dimension*. Doubleday.

Hall, E. T. (1976). *Beyond culture*. Anchor Press/Doubleday.

Hall, E. T. (1983). *The dance of life: The other dimension of time*. Anchor Press/Doubleday.

Hall, E. T., & Hall, M. R. (1990). *Understanding cultural differences: Germans, French and Americans*. Intercultural Press.

Hofstede, G. (2001). *Culture's consequences: Comparing values, behaviors, institutions, and organizations across nations* (2nd ed.). Sage.

Hofstede, G., & Bond, M. H. (1988). The Confucius connection: From cultural roots to economic growth. *Organizational Dynamics, 16*(4), 5–21. https://doi.org/10.1016/0090-2616(88)90009-5

Hofstede, G., Hofstede, G. J., & Minkov, M. (2010). *Cultures and organizations: Software of the mind* (3rd ed.). McGraw-Hill.

Javidan, M., House, R. J., Dorfman, P. W., Hanges, P. J., & de Luque, M. S. (2006). Conceptualizing and measuring cultures and their consequences: A comparative review of GLOBE's and Hofstede's approaches. *Journal of International Business Studies, 37*(6), 897–914. https://doi.org/10.1057/palgrave.jibs.8400234

Kittler, M. G., Rygl, D., & Mackinnon, A. (2011). Beyond culture or beyond control? Reviewing the use of Hall's high-/low-context concept. *International Journal of Cross Cultural Management, 11*(1), 63–82. https://doi.org/10.1177/1470595811398797

Kogut, B., & Singh, H. (1988). The effect of national culture on the choice of entry mode. *Journal of International Business Studies, 19*(3), 411–432. https://doi.org/10.1057/palgrave.jibs.8490394

McSweeney, B. (2002). Hofstede's model of national cultural differences and their consequences: A triumph of faith—a failure of analysis. *Human Relations, 55*(1), 89–118. https://doi.org/10.1177/0018726702551004

Meyer, E. (2014). *The culture map: Breaking through the invisible boundaries of global business*. PublicAffairs.

Minkov, M. (2007). *What makes us different and similar: A new interpretation of the World Values Survey and other cross-cultural data*. Klasika i Stil.

Minkov, M., Dutt, P., Schachner, M., Morales, O., Sanchez, C., Jandosova, J., Khassenbekov, Y., & Mudd, B. (2017). A revision of Hofstede's individualism-collectivism dimension: A new national index from a 56-country study.

Cross Cultural & Strategic Management, 24(3), 386–404. https://doi.org/10.1108/CCSM-11-2016-0197

Minkov, M., & Hofstede, G. (2012). Is national culture a meaningful concept? Cultural values delineate homogeneous national clusters of in-country regions. *Cross-Cultural Research, 46*(2), 133–159. https://doi.org/10.1177/1069397111427262

Oyserman, D., Coon, H. M., & Kemmelmeier, M. (2002). Rethinking individualism and collectivism: Evaluation of theoretical assumptions and meta-analyses. *Psychological Bulletin, 128*(1), 3–72. https://doi.org/10.1037/0033-2909.128.1.3

Schwartz, S. H. (2006). A theory of cultural value orientations: Explication and applications. *Comparative Sociology, 5*(2–3), 137–182. https://doi.org/10.1163/156913306778667357

Ting-Toomey, S. (1999). *Communicating across cultures*. Guilford Press.

Triandis, H. C. (1995). *Individualism and collectivism*. Westview Press.

Tsui, A. S., Nifadkar, S. S., & Ou, A. Y. (2007). Cross-national, cross-cultural organizational behavior research: Advances, gaps, and recommendations. *Journal of Management, 33*(3), 426–478. https://doi.org/10.1177/0149206307300818